

MATERIAL

Glass-fibre reinforced polyamide-based (PA) technopolymer, grey colour.

STANDARD EXECUTIONS

- **ZCR:** square section racks.
- **ZCR-A:** square section racks with steel core.
- **ZCR-PL:** racks with mounting bracket for mounting on a plane parallel to teeth.
- **ZCR-PD:** racks with mounting bracket for mounting on a plane perpendicular to teeth.
- **ZCR-T:** "T" shape racks.

FEATURES

The loads reported in the tables indicate the maximum load that can be applied on a single tooth.


The alignment between two or more racks is granted only for the execution ZCR-A with module 1.0 – 1.5 – 2.0 – 4.0.

TECHNICAL DATA

See: Transmission elements.

SPECIAL EXECUTIONS ON REQUEST

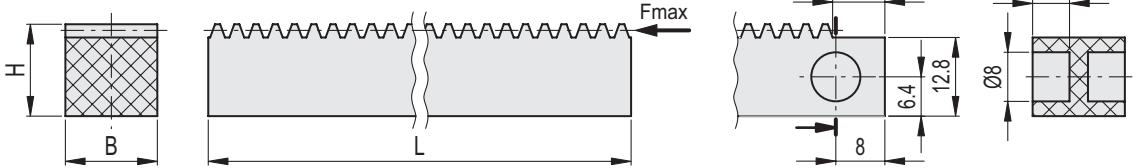
Special lengths on request. On special lengths the meshing is not granted in case of alignment.



Conversion Table
1 mm = 0.039 inch

ZCR (M = 0.5)

ZCR (M = 1)



ZCR

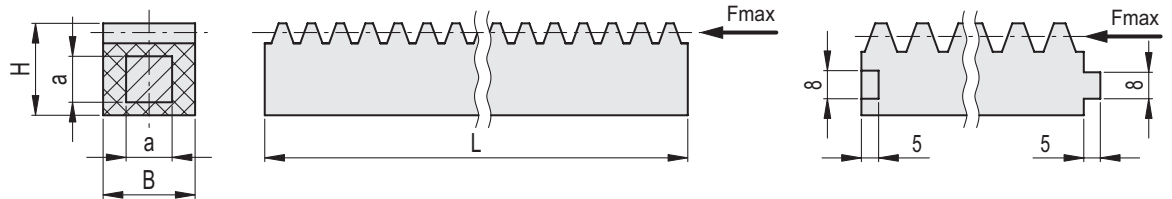
METRIC

Code	Description	Module M	L	L#	B	H	Fmax [N]	⚖️
552001	ZCR-0.5-250	0.5	251	251	8	8	99	19
552011	ZCR-1.0-150	1.0	166	156	15	15	372	49
552021	ZCR-1.0-250	1.0	265	256	15	15	372	80

Tooth length

ZCR-A (M ≤ 3)

ZCR-A (M = 4)



ZCR-A

METRIC

Code	Description	Module M	L	B	H	a	Fmax [N]	⚖️
552201	ZCR-A-1.0-350	1.0	352	15	15	8 x 8	372	261
552211	ZCR-A-1.5-250	1.5	250	17	17	8 x 8	633	190
552221	ZCR-A-1.5-500	1.5	565	17	17	8 x 8	633	422
552231	ZCR-A-2.0-250	2.0	251	20	20	10 x 10	993	275
552241	ZCR-A-2.0-500	2.0	565	20	20	10 x 10	993	620
552251	ZCR-A-3.0-250	3.0	254	30	30	15 x 15	2234	630
552261	ZCR-A-3.0-500	3.0	500	30	30	15 x 15	2234	1260
552281	ZCR-A-4.0-1000	4.0	1018	20	28	10 x 10	1986	1250

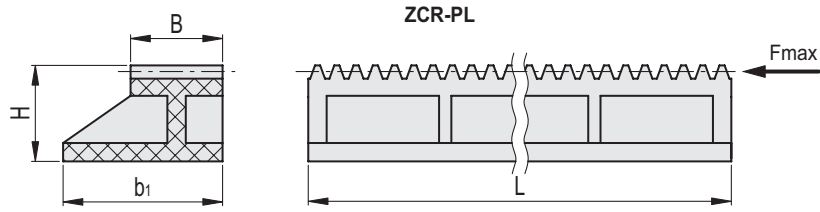


RH



Machine elements

- 1
- 2
- 3
- 4
- 5
- 6
- 7
- 8
- 9
- 10
- 11
- 12
- 13
- 14
- 15

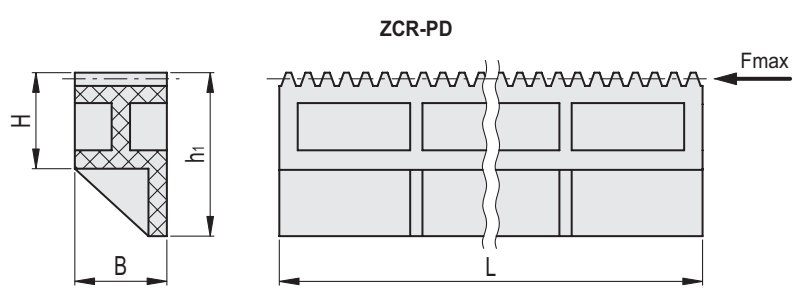


Conversion Table
1 mm = 0.039 inch

ZCR-PL

METRIC

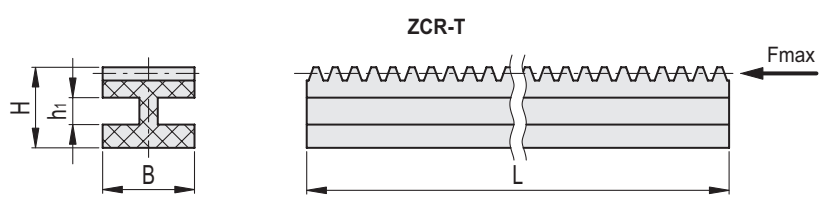
Code	Description	Module M	L	B	H	b1	Fmax [N]	⚖️
552101	ZCR-1.0-150-PL	1.0	151	15	15.5	25.5	372	36
552111	ZCR-1.0-250-PL	1.0	248	15	15.5	25.5	372	58



ZCR-PD

METRIC

Code	Description	Module M	L	B	H	h1	Fmax [N]	⚖️
552121	ZCR-1.0-150-PD	1.0	151	15	15.5	26.5	372	34
552131	ZCR-1.0-250-PD	1.0	248	15	15.5	26.5	372	55



ZCR-T

METRIC

Code	Description	Module M	L	B	H	h1	Fmax [N]	⚖️
552141	ZCR-1.0-150-T	1.0	151	15	13	4	372	26
552151	ZCR-1.0-250-T	1.0	248	15	13	4	372	42

Machine elements

8